

# Google Classroom

Guide for parents

# What is Google Classroom?

- It allows you and your child to view their school work each day.
- It will be updated each school day with lessons from teachers.
- If they are in Year 7-8 your child will find their work for the day posted on their **Learning @ home classroom**. Some departments post work on their own Google Classrooms too.
- If your child cannot see their learning @ home classroom the codes are here:
  - **Year 7 - 6xwmra7**
  - **Year 8 - 2vrs6kk**
- Your child also has some Google Classrooms for their individual subjects.

# Logging in

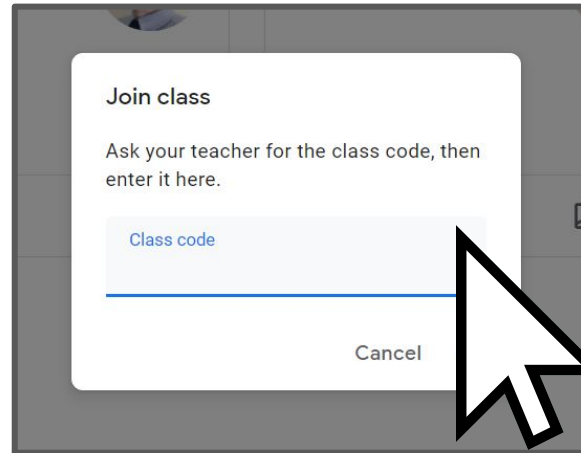
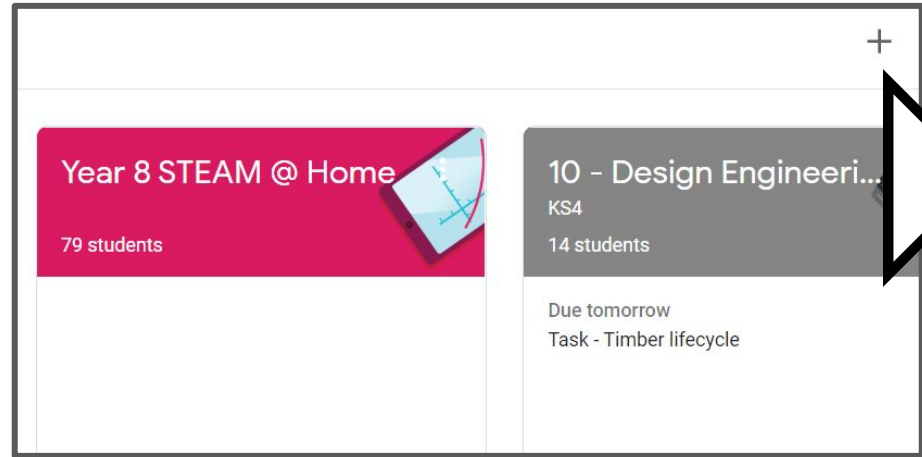
Go to [www.classroom.google.com](https://www.classroom.google.com)

Your child should use their school email and password, for example:

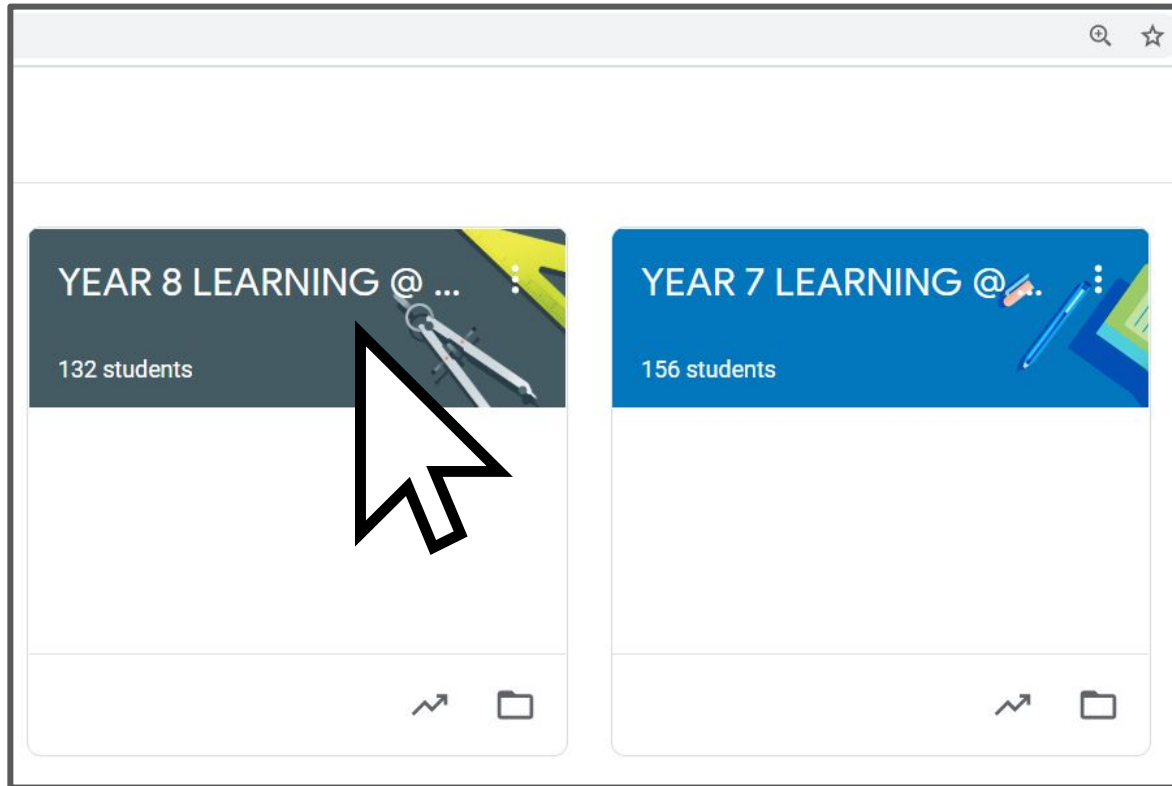
**jbloggs185@colstonsgirls.org**

# Joining a class

- If your child cannot see their classroom, they may first need to **join it**.
- Look for the **plus button** (top right)
- The codes for our Year 7 and Year 8 learning @ home classrooms are:
  - **Year 7 - 6xwmra7**
  - **Year 8 - 2vrs6kk**

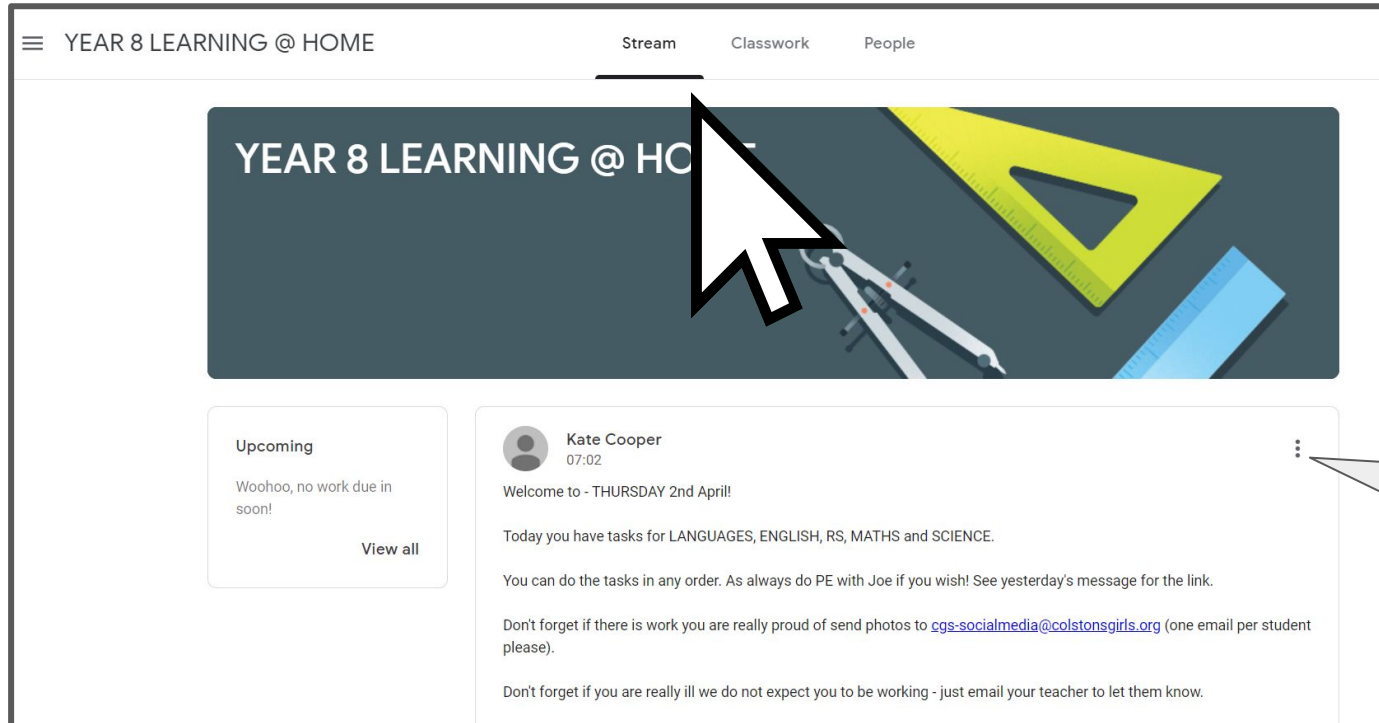


# To enter a classroom, click on it



# Stream: viewing the latest lessons

You and your child can view their latest work in the **Stream** section



The screenshot shows a web interface for 'YEAR 8 LEARNING @ HOME'. At the top, there are navigation tabs for 'Stream', 'Classwork', and 'People'. Below the navigation is a large banner image featuring a yellow set square, a blue ruler, and a pair of compasses. A large white mouse cursor with a black outline is pointing at the banner. Below the banner, there is a post from 'Kate Cooper' dated '07:02'. The post content includes a welcome message for Thursday 2nd April, a list of subjects (LANGUAGES, ENGLISH, RS, MATHS and SCIENCE), instructions on task order, a link to a social media page, and a note about illness. To the left of the post is a 'View all' button. To the right of the post is a vertical ellipsis menu icon.

YEAR 8 LEARNING @ HOME


Stream Classwork People

YEAR 8 LEARNING @ HOME

Upcoming

Woohoo, no work due in soon!

View all

 **Kate Cooper**  
07:02

Welcome to - THURSDAY 2nd April!

Today you have tasks for LANGUAGES, ENGLISH, RS, MATHS and SCIENCE.

You can do the tasks in any order. As always do PE with Joe if you wish! See yesterday's message for the link.

Don't forget if there is work you are really proud of send photos to [cgs-socialmedia@colstonsgirls.org](mailto:cgs-socialmedia@colstonsgirls.org) (one email per student please).

Don't forget if you are really ill we do not expect you to be working - just email your teacher to let them know.

Here is an example post from a teacher.

# Stream: Years 7-8 viewing your latest lessons

This is how each day's lessons are structured for our Years 7-8.

**Kate Cooper**  
07:03

Welcome to - THURSDAY 2nd April!

Today you have tasks for LANGUAGES, ENGLISH, RS, MATHS and SCIENCE.

You can do the tasks in any order. As always do PE with Joe if you wish! See yesterday's message for the link.

Don't forget if there is work you are really proud of send photos to [cgs-socialmedia@colstonsgirls.org](mailto:cgs-socialmedia@colstonsgirls.org) (one email per student please).

Don't forget if you are really ill we do not expect you to be working - just email your teacher to let them know.

Have fun!

Mrs Cooper.

**Y9 KS3 languages remote...**  
PowerPoint

**Year 9 - Sciences**  
Google Slides

**LEARN CGS Mathematics...**  
PDF

**Religious Studies work...**  
PowerPoint

Lesson Instructions for the day will appear here.

Any attachments are below. Your child may wish to download these.

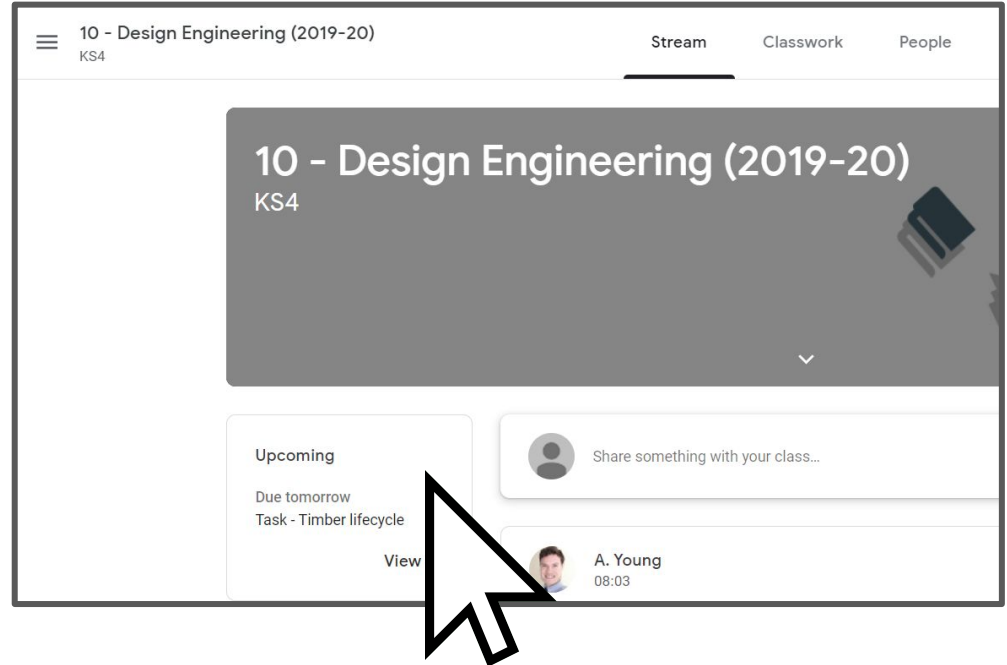
# **Google Classroom**

Extra features for Years 9-12



# See when work is due

- When your child has their own Google Classroom for a subject, they may be asked to use a few other features.
- For example, any assignments that have a due date will appear on the left-hand side of the Stream page.



# Classwork area - Year 9 and above

- Your child may need to use the classwork area of their Google Classrooms if they are Year 9 or above.

10 - Design Engineering (2019-20)  
KS4

Stream **Classwork** People

View your work Google Calendar Class Drive folder

All topics

Timber (wood)

Polymers and 3D pri...

MP3 speaker project

Robot helper

Linkages

Prototyping structur...

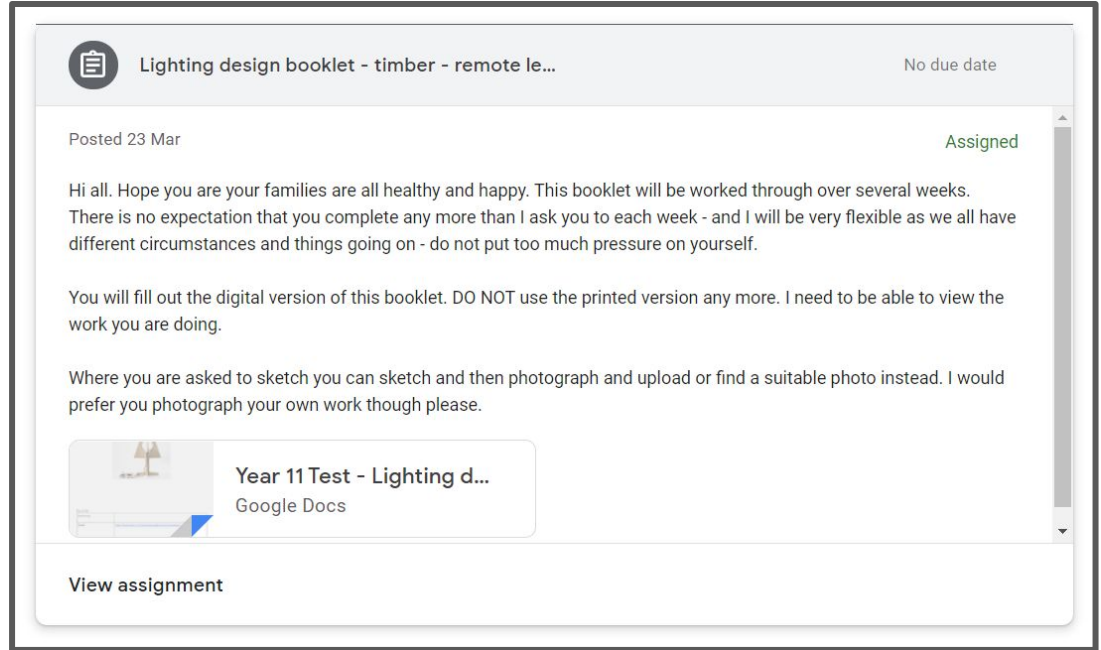
## Timber (wood)

Lighting design booklet - timber - remote le...	No due date
Task - Timber lifecycle	Due Tomorrow
Task - Product analysis of LAUTERS floor la...	Due 27 Mar
Timber - presentation - manufacturing timb...	Posted 22 Mar

Your child's current work and any lesson materials appear here.

# Accessing and submitting assignments

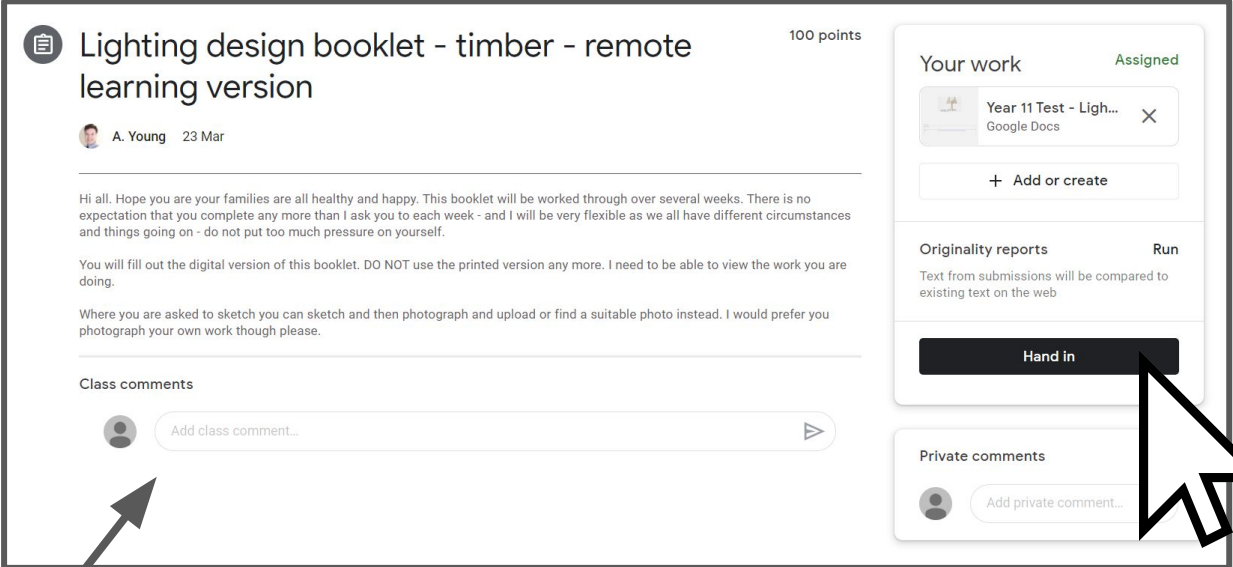
- Sometimes teachers will use the **assignment** feature in Google Classroom.
- Assignments are tasks given to your child, which have a **due date**.
- It is then possible for your child to complete the work set and hand it in to their teacher.



The little clipboard icon shows that this is an **assignment**

# Understanding assignment pages

- Your child can attach a google document or even a photo of work that they may have completed away from a computer (they click **add or create** to add an attachment).
- When they are ready, they click **hand in** - this sends the work to their teacher.
- They can also leave comments here for their class or just their teacher.



The screenshot shows an assignment page with the following elements:

- Title:** Lighting design booklet - timber - remote learning version (100 points)
- Teacher:** A. Young (23 Mar)
- Instructions:**
  - Hi all. Hope you are your families are all healthy and happy. This booklet will be worked through over several weeks. There is no expectation that you complete any more than I ask you to each week - and I will be very flexible as we all have different circumstances and things going on - do not put too much pressure on yourself.
  - You will fill out the digital version of this booklet. DO NOT use the printed version any more. I need to be able to view the work you are doing.
  - Where you are asked to sketch you can sketch and then photograph and upload or find a suitable photo instead. I would prefer you photograph your own work though please.
- Class comments:** A text input field with a placeholder "Add class comment..." and a send button.
- Hand in button:** A prominent black button labeled "Hand in" on the right sidebar.
- Private comments:** A text input field with a placeholder "Add private comment..." and a send button.
- Your work:** A section showing an attached "Year 11 Test - Ligh... Google Docs" with an "Add or create" button below it.
- Originality reports:** A section labeled "Run" with the text "Text from submissions will be compared to existing text on the web".

# If your child does not have regular internet access

- It is possible for your child to access the internet once per day to read their tasks and download any resources.
- Many of the tasks set can then be worked on offline, and some will not require a computer to complete.
- If your child is in Year 9-12 it may be that they will need a internet connection after they complete the task in order to hand in work to their teacher - again they would only require access for a short period of time.



Resources to support home learning -  
<https://learnathome.withyoutube.com/>



## Learn@Home

A resource for families with children of different ages & areas of interest

As schools around the world close their buildings and families find themselves at home, we want to ensure that learning together continues. So we're partnering with learning creators to bring parents & families resources and activities. These resources are not meant to replace homework assigned by [teachers](#), but meant to complement that work.

Welcome! We're happy you're here to learn with us.